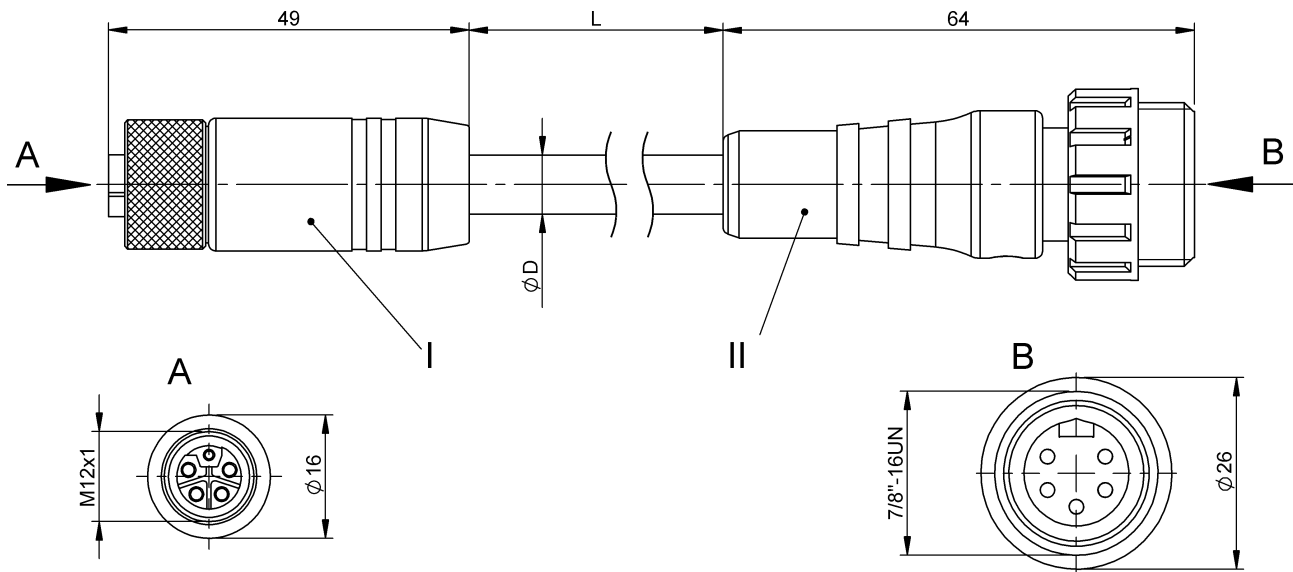


Double-Ended Cordsets  
**BCC M415-A315-3L0-762-PX85A5-003**  
**Order Code: BCC0LWK**

**BALLUFF**



**Basic features**

Approval/Conformity	CE WEEE
---------------------	------------

**Electrical connection**

Bending radius min., fixed cable	4 x D
Bending radius min., flexible cable	7.5 x D
Cable	PUR gray, 0.3 m, drag chain compatible
Cable diameter D	8.00 mm ±0.20 mm
Cable, bending cycles min.	10 mil.
Conductor cross-section	1.5 mm <sup>2</sup>
Connection 1	M12x1-Female, straight, 5-pin, L-coded
Connection 2	7/8"-Male, straight, 5-pin
Number of conductors	5
System	Molded/Molded

**Electrical data**

Operating voltage U <sub>b</sub>	60 VDC / 50 VAC
Rated current (40 °C)	9.0 A

**Environmental conditions**

Cable temperature UL max., fixed routing	80 °C
Cable temperature UL max., flexible routing	80 °C
Cable temperature, drag chain	-20...60 °C
Cable temperature, fixed routing	-40...90 °C
Cable temperature, flexible routing	-20...80 °C
IP rating	IP65, IP67, IP69K/IP68

**Material**

Cable jacket, material	PUR
Material contact carrier	PBT/PUR
Material contacts	Copper alloy, gold plated/Brass
Material cover nut	Brass
Material grip	nickel-plated/Die-cast zinc
	TPE/PUR

**Mechanical data**

Acceleration max., drag chain	50 m/s <sup>2</sup>
Cable jacket, color	gray
Cable length L	0.30 m
Cable properties	drag chain compatible
Tightening torque pigtail	0.6 Nm/1.5 Nm
Traverse speed max., drag chain	5 m/s

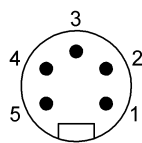
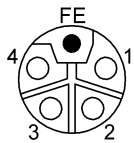
Double-Ended Cordsets  
**BCC M415-A315-3L0-762-PX85A5-003**  
Order Code: **BCC0LWK**



Remarks

Cable construction acc. to UL-AWM Style 20939  
Flame resistance acc. to IEC 60332-1  
Flame resistance per IEC 60332-1-2  
Flame resistance acc. to UL 1581/1080 VW-1  
Halogen-free per DIN VDE 0472 Part 815  
Silicone-free  
Oil resistant per DIN EN 60811-404 (VDE 0473-811-404)  
Enclosure rating per IEC 60529, only in screwed state with the associated mating piece.

Connector Drawings



I

PIN 1: brown  
PIN 2: white  
PIN 3: blue  
PIN 4: black  
PIN 5: pink

II

PIN 1: white  
PIN 2: blue  
PIN 3: pink  
PIN 4: brown  
PIN 5: black

Wiring Diagrams

